

OFFICE OF THE MUNICIPAL COUNCIL SIRCILLA, KARIMNAGAR DIST PLANNING FEES CALCULATION SHEET

Rates approved vide C.R. No.312/2013, Dated : 15-03-2013, Gazettee No.07 Dated :12-04-2013

Building Application of Sri/Smt. Vutukusee Vasundhara @ Kamini Vasu

S/o., W/o., D/o., Sri Kanth Plot No.

Sy.No. 72/A near 3-4-91 H.No. L.P.No.

situated at Shanthi Nagar R/o. Sircilla.

S.No.	Details	Area	Rate	Per	Amount
I	BUILDING PLANNING FEE:				
1	R.C.C SLAB CONSTRUCTION FEE ON THE PLINTH AREA				
	a) RESIDENTIAL				
	i) Upto 200 Sq. Mts. of Plot Area		15/-	1 Sqmt	
	ii) Above 200 Sq. Mts and upto 500 Sq. Mts. of plot area	548	20/-	1 Sqmt	10960/-
	iii) Above 500 Sq. Mts of plot area		50/-	1 Sqmt	
	B) COMMERCIAL				
	i) Upto 200 Sq. Mts. of Plot Area		25/-	1 Sqmt	
	ii) Above 200 Sq. Mts and upto 500 Sq. Mts. of plot area		35/-	1 Sqmt	
	iii) Above 500 Sq. Mts of plot area		70/-	1 Sqmt	
2	License for storing building material including scaffolding and for depositing waste material/ debris Removal Charges				
	i) Upto 200 Sq. Mts. of Plot Area		1500/-		
	ii) Above 200 Sq. Mts and upto 500 Sq. Mts. of plot area		2000/-		2000/-
	iii) Above 500 Sq. Mts of plot area		2500/-		
3	PERMIT FOR OPENING EACH				
	i) Doors	30	150/-	Each	4500/-
	ii) Windows	21	150/-	Each	3150/-
	iii) Ventilator	9	150/-	Each	1350/-
	iv) Gate	2	150/-	Each	300/-
	v) W.C.	6	150/-	Each	900/-
	vi) Bath	6	150/-	Each	900/-
	vii) Rolling Shutters	-	150/-	Each	
	viii) Septic Tank	2	150/-	Each	300/-
	ix) Sraircase	4	150/-	Each	600/-
4	Compound Wall		20/-	1 Rmt	
5	Document Verification Fee		100/-	Each	100/-
6	Cost of B.A. from		10/-	Each	10/-
7	Postage/ Advertisement Charges				
	i) Individual Residential Buildings		200/-		200/-
	ii) Commercial/ Other Buildings		1000/-		1000/-
	iii) Group Housing/ High Rise Building		2500/-		
	Sub Total				

Sub Total			
II CONVERSION CHARGES			
Residential	429	5/-	1 Sqmt 2145/-
Non Residential		10/-	1 Sqmt
Sub Total			
III DEVELOPMENT CHARGES As per G.O. Ms No. 158 M.A. Dt. 23-03-1996			
1 VACANT PLOT CHARGES (Conversion Fee)			
a) For Residential area	429	3.50/-	1 Sqmt 1502/-
b) For Commercial/Industrial area		6.00/-	1 Sqmt
2 BUILT UP AREA CHARGES (Conversion Fee)			
a) For Residential area	548	10/-	1 Sqmt 5480/-
b) For Commercial/Industrial area		15/-	1 Sqmt
Sub Total			
IV R.W.H.P. Charges			
V APPROVAL OF SITE			
a) Open Space contribution Charges (14% on Land Value as for the prevailing Rate Fixed by Stamps and Registration department)			L.R.S. $429 \times 532 \times 30\% = 68468.4$ $513 \times 100 = 51300 \times 14\% = 71820$ 140288.4
VI a) Site approval / Sub Division of Plot for 1 Sqmts of site area	DD enclosed no. 430484	12/-	1 Sqmt
b) Betterment Charges			
(i) Residential per 1 Sqmt of site Area		75/-	1 Sqmt
(ii) Non Residential per 1 Sqmt. of site Area		100/-	1 Sqmt
Sub Total			
Grand Total (I+II+III+IV+V+VI)			47,117=00

received Rs 47117/- (Forty seven thousand one hundred and seventeen only) Only

The Total Amount of Rs 47117/- (Forty seven thousand one hundred and seventeen only) Only

May be collected towards advanced building planning Fee please

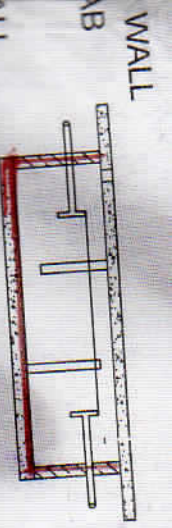
37,117/-

47117
10,000
37117/-
TP & BO
Sircilla Municipality


TPO
Sircilla Municipality

Commissioner
Sircilla Municipality

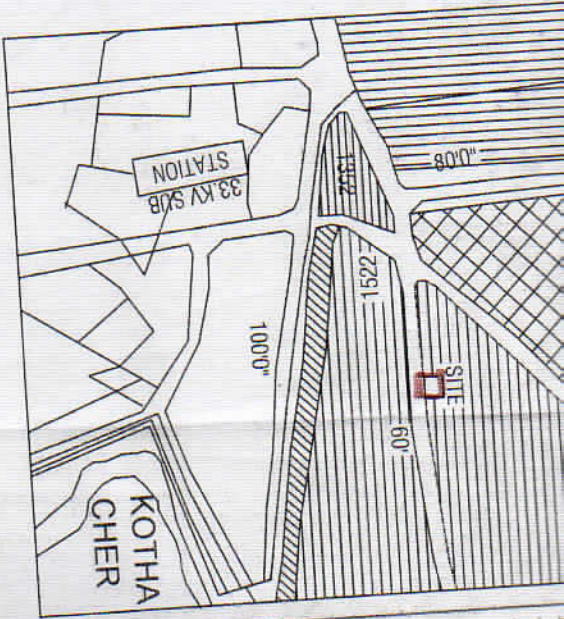
37117/- (Thirty seven thousand one hundred and seventeen only)
 received Rs 47117/- and collected vide Receipt No. 47117/-
 Sircilla Municipality



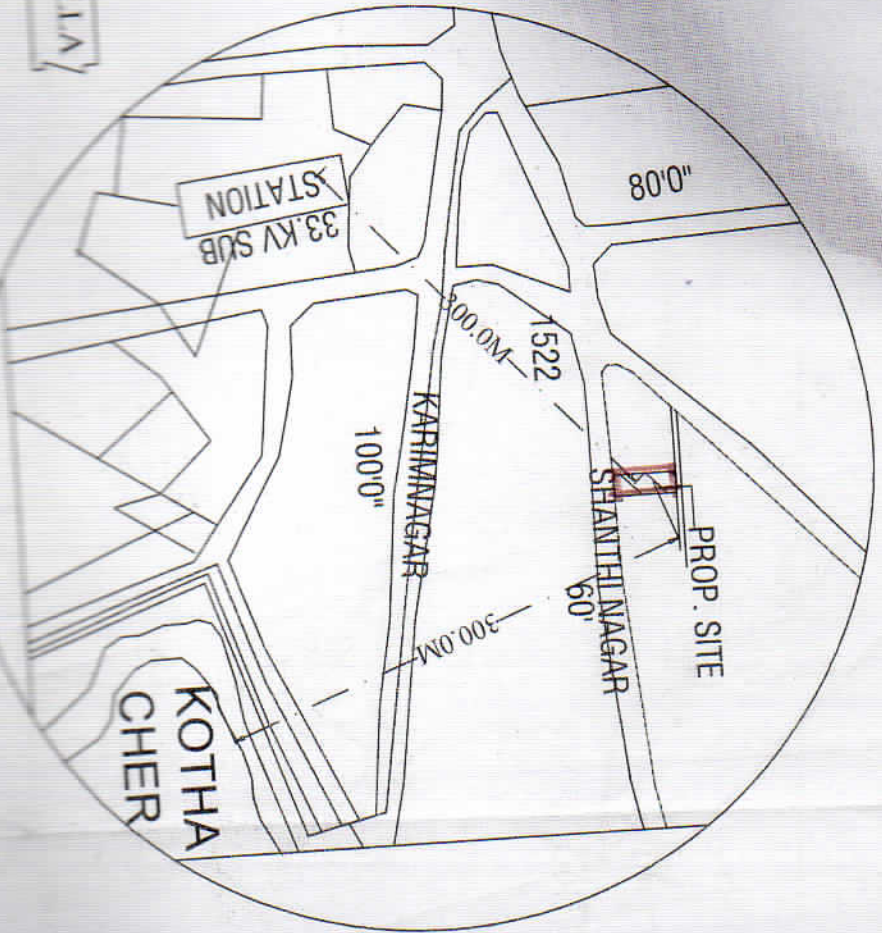
SECTIONAL ELEVATION



SEPTIC TANK



EXTRACT OF MASTER PLAN.



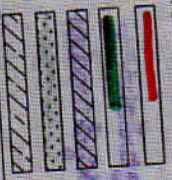
BUILDING IN SY. NO. 72/A, NEARST TO
 AT SHANTHINAGAR, SIRCIJLLA
 AS PER G.O.MS. NO 168, DT. 07-04-2012.
 BELONGS TO :
 VUTUKURU VASUNDHARA @ KAMINENI VASUNDHARA
 W/O : SRIKANTH

SPECIFICATIONS

- FOUNDATION : C.C. BED & C.R.S MASONRY
- BASEMENT : C.R.S MASONRY
- STRUCTURE : R.C.C FRAMED
- SUPER STRUCTURE : BRICK WALL
- PLASTERING : SPONGE FINISH
- FLOORING : S.STONE
- DOORS & WINDOWS : TEAK WOOD

REFERENCE

SCALE: 100) ALL DIMENSIONS ARE IN METRS
 PROP. CONST.
 SITE BOUNDARY
 ROAD EFFECTED
 GREEN PLANT STRIP
 MORT GUAGE AREA



JOINERY

DESCRIPTION	NOS	TOT
D1: DOOR : 1.0MX2.1 M	21	
D2: DOOR : 0.760MX2.1 M	09	66
W : WINDOWS : 1.2MX1.2M	21	
V : VENTILATORS : 1.2MX0.45M	09	

AREA'S STATEMENTS

TOTAL PLOT AREA AS PER DOC : 475.99 SQ.M
 (566.66 SQ.Y)
 TOTAL PLOT AREA AS PER SITE : 448.52 SQ.M
 (536.44 SQ.Y)
 ROADDEFFEE. AREA : 19.78SQ.M (23.66 SQ.Y)
 NET AREA : 428.73 SQ.M (512.78 SQ.Y)
 PLINTH STIL T/F : 182.61 SQ.M (218.61 SQ.Y)
 : 182.61 SQ.M (218.61 SQ.Y)